

Implementation Manual (1.0)

SuperTime CLOUD ATTENDANCE SYSTEM

Version 1.0.4-fr.2



Pegasus Document & Quality Management Tool

The contents of this document are proprietary to Pegasus Group of Companies, Unauthorized use, disclosure and reproduction are strictly prohibited. Page No: 1

Email :Support@PegasusTech.net



Implementation Manual (1.0)

Table of Contents

Table of Contents

Overview	3
SuperTime-Cloud Attendance System	3
Registration.....	4
Login.....	4
Buying Product.....	5
Purchase.....	5
Accessing Product	7



Implementation Manual (1.0)

Overview

SuperTime-Cloud Attendance System

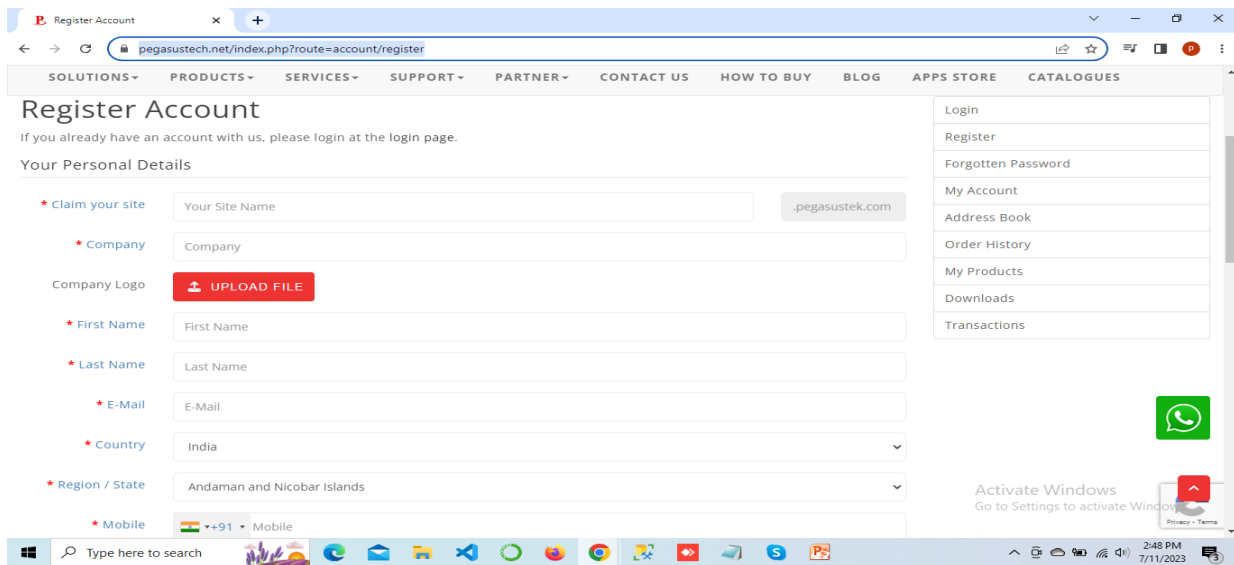
SuperTime-Cloud Attendance System provides time and attendance software solutions for small to enterprise organizations in nearly every industry. SuperTime-Cloud Attendance System has helped organizations and enhances the performance of employees, managers, and overall operations. Cloud Android Attendance System time and attendance software reduces the amount of time needed to prepare time sheets for payroll, improves workforce management, minimizes errors, and helps track and manage labour expenses.

To help the user to implement the application SuperTime- Cloud Attendance System and make the full use of it, there are few steps mentioned below that should be followed.

Implementation Manual (1.0)

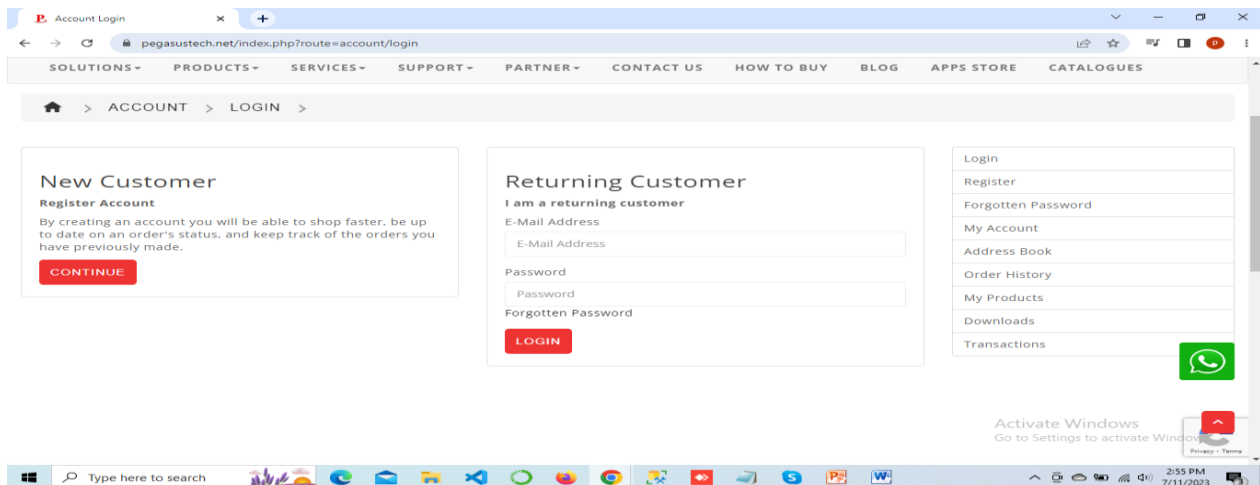
Registration

To access the application user firstly needs to register on the official site of the company i.e. [PEGASUS](https://pegasustech.net) (click on the link to go to registration page).



Login

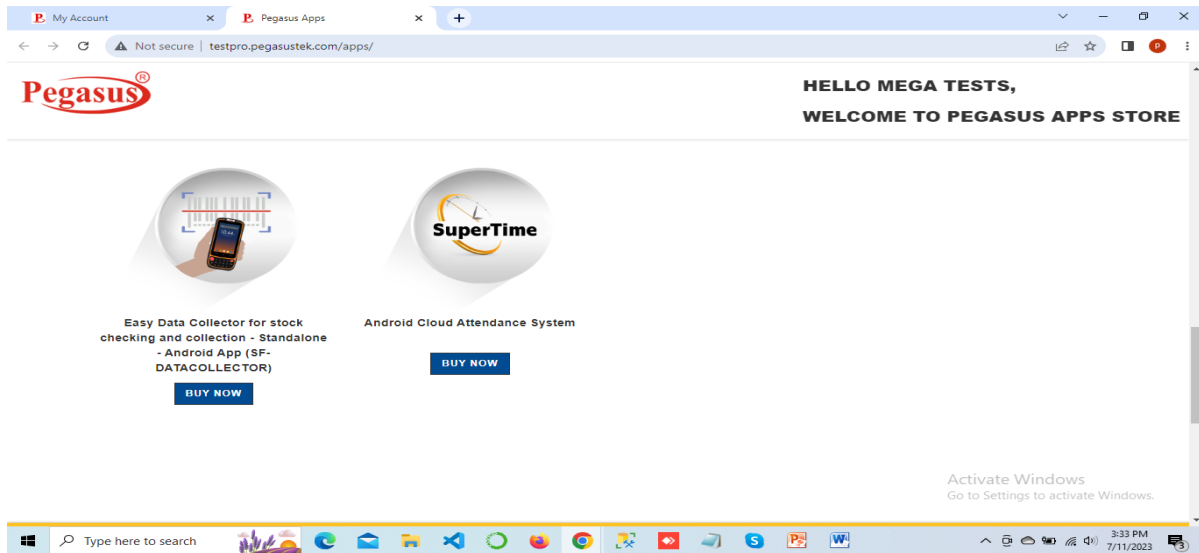
After registering go to login page and login with the details you have registered with, like email and password. User gets the login info via registered mail too.



Implementation Manual (1.0)


Buying Product

After login user should go to **Apps Store** > **Android Cloud Attendance System** and select **Buy** to purchase the application or take a trial.



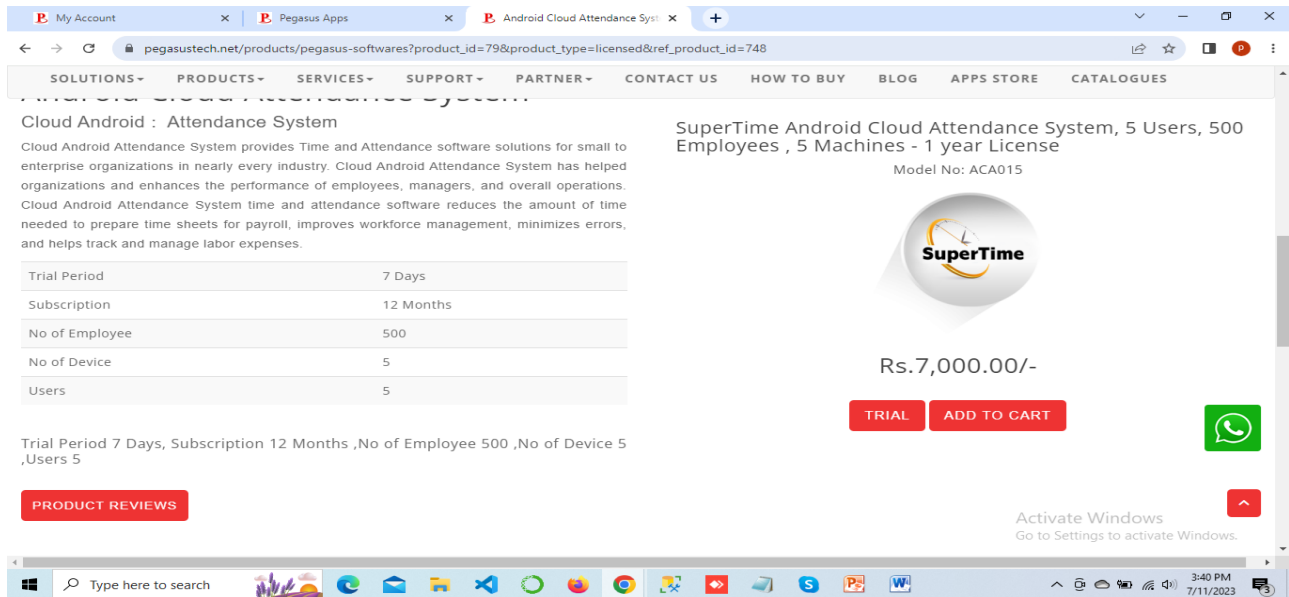
Purchase

Moving next, user needs to click on the suitable option to carry on further.

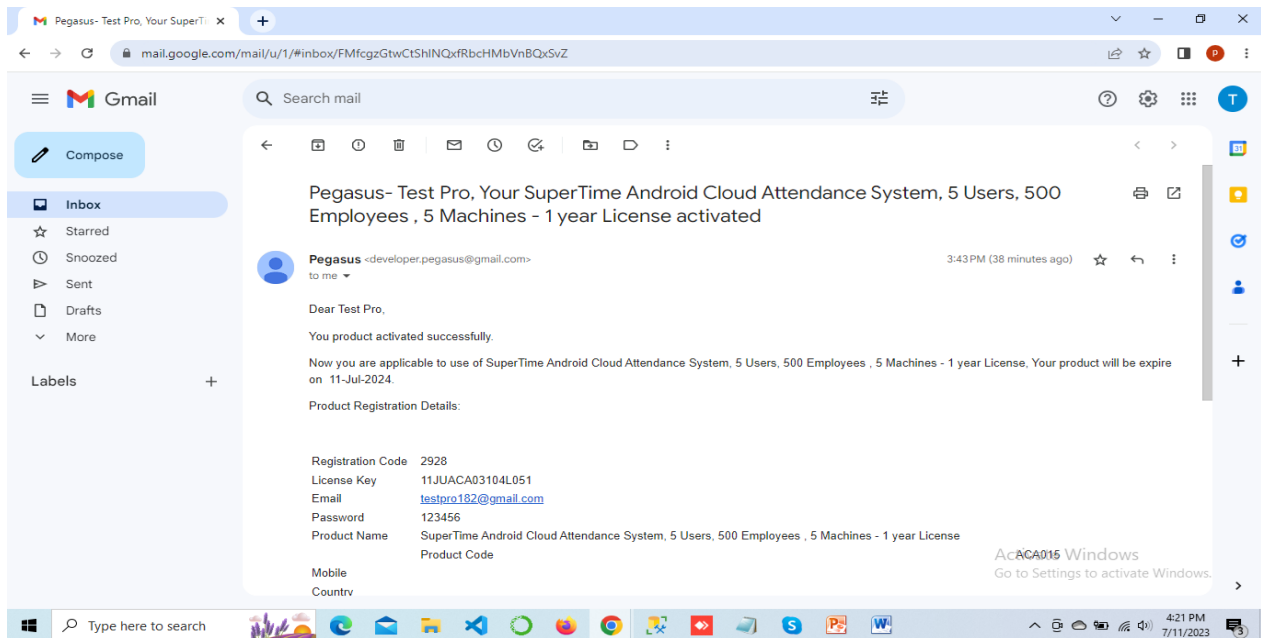


Implementation Manual (1.0)

And select the suitable option to purchase the product or take a trial as suited.



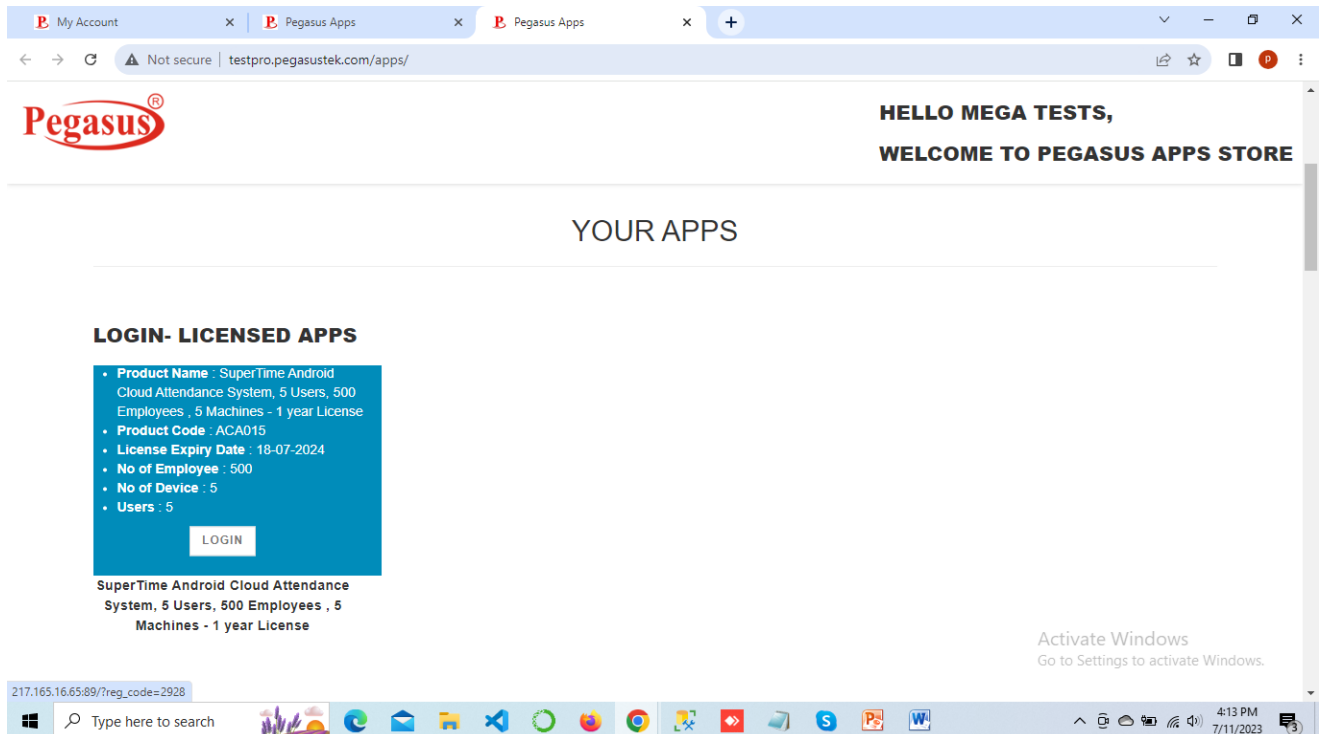
After the purchase, user will get the mail with the details of purchase and a link to access the product.



Implementation Manual (1.0)

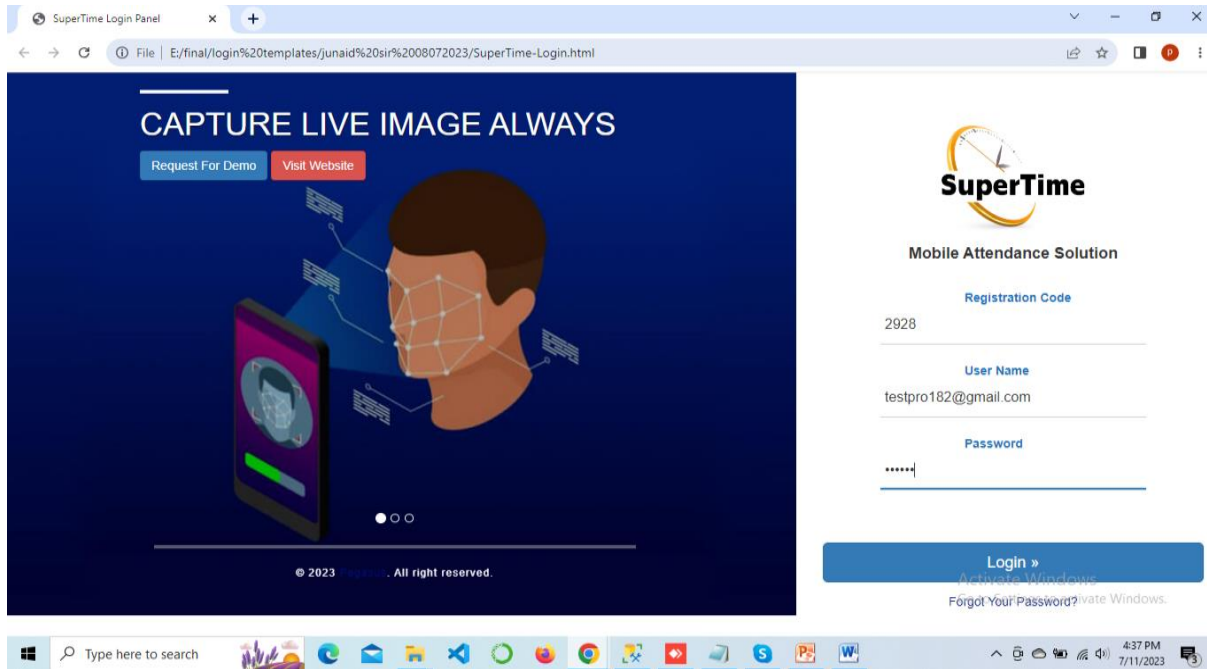
Accessing Product

After clicking on the link provided in the mail, user will get to the apps store where the licensed product will be shown and the product link available to access.

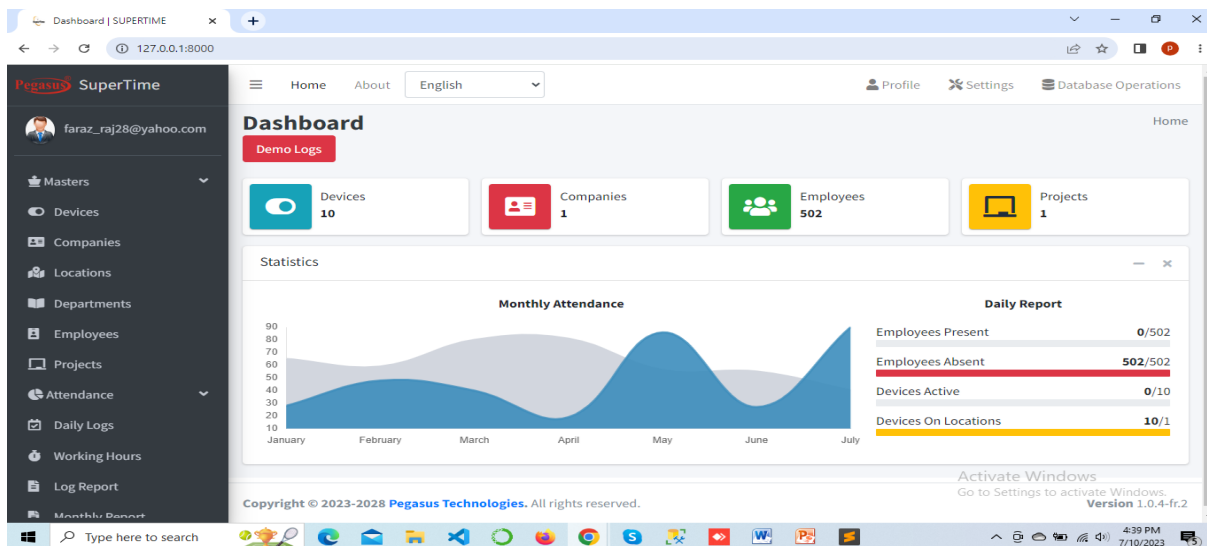


Click on the login button to access the product, which will lead you to a login screen, fill in the data made available to user in the email as mentioned. Where **Registration Code** will be **Registration Code**, **Username** will be the **Email**, and **Password** will be the **Password** provide to the user via email on the registered email.

Implementation Manual (1.0)



After Successful login the application dashboard could be seen. Take benefits of the product as suited.



User can access User Manual for the application functioning. **Thank You.**

Pegasus Document & Quality Management Tool

The contents of this document are proprietary to Pegasus Group of Companies, Unauthorized use, disclosure and reproduction are strictly prohibited. Page No: 8

Email :Support@PegasusTech.net



Pegasus Turnkey Solution OPC Pvt. Ltd.

Email:Support@PegasusTech.net, www.PegasusTech.net

Implementation Manual Cloud Attendance System

SUPERTIME Version 1.0.4-fr.2

ISO 9001:2015

Implementation Manual (1.0)

Pegasus Document & Quality Management Tool

The contents of this document are proprietary to Pegasus Group of Companies, Unauthorized use, disclosure and reproduction are strictly prohibited. Page No: 9

Email :Support@PegasusTech.net